



Volcano A's, PO Box 970, La Center, WA 98629

www.volcanoas.net

Meeting: Church of the Nazarene - 16850 NE Fourth Plain Blvd, Vancouver, WA - Second Monday of Month - 7:00 PM

Guys breakfast meeting every Wed. (7:00am) at Hockinson Café, 219 NW 20th Ave, Suite 100, Battle Ground, WA

Guys lunch on Fridays (11:30 am) at Benny's Pizza & Café on 4219 St Johns Rd NE, Vancouver, WA

Volume 6 Issue 5

May

2017

2015 MAFCA Newsletter Certificate of Merit

2015 MAFCA Website of the Year

2013 MAFCA Newsletter of the Year 2013 MAFCA Website of the Year

2017 Club Officers

President:

Jerry Lane - 360-263-6980

northforkmuseum@gmail.com

Vice President:

Roger Green - 503-602-2668

Roger_o_green@yahoo.com

Treasurer:

Linda Willey - 360 687-0916

lindawilley@mac.com

Secretary:

Sherry Rusunen - 360-828-5317

rrusunen@comcast.net

Member at Large:

Leonard Willey - 360-687-0916

lindawilley@mac.com

Past President:

Jack Dusenberry - 360-256-0149

jdsie@comcast.net

Editor/Webmaster:

Bob Rusunen - 360-828-5317

rrusunen@comcast.net


Articles and contributions are encouraged and may be used as space permits. The deadline for all articles is the 20th of the preceding month. The Volcano View is a monthly publication of the Volcano A's Chapter - MAFCA E-mail all proposed articles to: rrusunen@comcast.net.

Photo of Month




Model A's at Little Italy's





President's Note
April 21, 2017



First of all, a great big thank you to Roger for a wonderful garage/shop tour that covered much of the county, also thanks to all who opened their shops for our enjoyment; Gary Swartz, Mike Grimm and Roger Green. The shops were all a little different, tailored to their owner's interests, which made the tour very interesting.

Not much to talk about this morning except the darn weather, still waiting for some spring weather, so I can catch up on landscaping chores, the hay fields are all fertilized and waiting for sunshine so they can grow another year of hay for the cows.

Speaking of years, don't they go by fast when we're having fun with our Model A's.

Jerry

Committee Chairs

May 14, 2017

Community Service: Joyce Swartz/Tom Ryan
Garage Workshop: Tom Pagel
Library/Historian: Open
NW Regional Rep: Jack Dusenberry
Public Relations: Dian Lane
Refreshments Coordinator: Nancy Wooldridge
Sunshine: Pat Dusenberry
Tour Director: Roger Green



Front Page Photo

Steve Pargeter, Gary Swartz & Bob Rusunen Model A's stopped by Little Italy's for their 1920's Speak-Easy Opening.

A Bit of Trivia

In May 1928 Dodge Brothers Inc. & Chrysler Corp. merged.

Volcano A's General Membership Meeting Minutes

April 10, 2017

CALL TO ORDER: 7:00 pm by President Jerry Lane.

GUEST: New members were introduced: Jim & Goldie Harp who own a 1931 Coupe.

TOURS: Roger Green announced that there will be a Garage Tour Sat. April 15th. Meet at the Wilco parking lot on 18th and 162nd. At 9 am. May 14th was going to be a trip to the Knudsen's, since it is Mother's Day that date may change. Stay tuned. June 10th is the Fletcher picnic. June 21st-26th is the Regional meet in Coos Bay. July there will be a progressive dinner planned. July 4th is the Ridgefield parade.

Sandra Guyot announced there is a picnic planned by the Amalgamated Transit Union Local 757 to celebrate their 100th year on June 24th. From 10-4. They would love to have some of our cars on display!! Anyone not attending the Regional Meet should keep this in mind. More details to follow.

TREASURER: Linda Willey gave the financial report.

EDITOR/WEBMASTER: Nothing new!

COMMUNITY SERVICE: Joyce Swartz reported 112 #'s of food was collected last month bringing the year's total to 238 #'s!!

SUNSHINE: Tim Woodman is doing much better!

LAVA LADIES: Dian Lane reported the Lava Ladies had a great trip to Cannon Beach and thanked Joyce Swartz for planning the trip! April 21st is a trip to Albetina Kerr's in Portland. Meet at Fred Meyers on Chkalov at 9:30. Also, there is a sign-up sheet for the baskets for the Regional meet. Nancy Wooldridge announced we still need refreshment help in Sept.

OLD BUSINESS: The minutes were approved and seconded by Corley Wooldridge and Bob Rusunen. NW Regional Meet is June 22-24th. We will be taking 2 days to return from the meet and staying in Lincoln City at the Ashley Inn. Make your own reservations! The Swap Meet brought in \$94.00 with \$87.00 coming to the club!. The nominations are in for Regionals.

NEW BUSINESS: It was announced that Lynn Elvestrom's cars are for sale. They are a 1930 Roadster, 1929 Murray, and 1929 Speedster. Contact Jerry Lane for more information.

RAFFLE: Tom Ryan won \$43.00!

REFRESHMENTS: Pat Dusenberry and Lynn Mattingley served a blueberry dessert with cookies and ice cream!

ADJOURNED: Meeting was adjourned by Jerry Lane.

Minutes submitted by Sherry Rusunen

Lava Ladies



Our trip to the Cannon Beach was awesome, those attending were: Carma Huset and her daughter-in-law Karen, Linda Willey, Lynn Mattingley, Bibbi Lee, Marylan Kelley, Dian Lane, Joyce Swartz and Kathy Green with her driver Roger and family. We all meet at Mo's at Tolovana Park for a wonderful lunch (really good clam chowder!) followed by an afternoon in Cannon Beach shopping and visiting. We then gathered for a lovely dinner and on to the Theater for a great play. Spent the night in Seaside where we found a great place for breakfast. We enjoyed good food and getting to know each other better plus some of us experienced an "adventure ride" and a girl fix of a broken windshield wiper. I sure hope we do it again and more Lava Ladies join us!!



Our next event:

MIND YOUR P'S & Q'S

Saturday - June 3, 2017 10:30 AM to 3:00 PM

Beautiful peonies (130 varieties), quilts, gorgeous setting, lots of good growing info and brunch. What's not for the ladies to love?

We'll be carpooling from the Trellis on 4th in La Center to the Cornerstone Café in Rainier, OR. for brunch (breakfast 'til 2 PM!), then to the farm in Rainier, "Mind Your P's & Q's", to see not only peonies (can be ordered for bare root delivery in the fall), but the owner's long arm quilt shop.

If you didn't get to sign up at the April meeting and won't be at the May meeting but want to go, please contact Bibbi Lee (360-425-8630) to get on the list. The tour is weather dependent (the date has changed several times already!) so signing up with contact info will be helpful.

Up Coming Club Tours

May 7th, Pot Luck at Don & Ruby Knudsen's

We will meet in downtown La Center at 9:00 AM and leave for Longview at 9:15 AM.

At 10:15 AM, we will meet Don & Ruby at Highway 432 & Coal Creek Road in Longview. Don will guide us on back roads to their house.

Don & Ruby will provide drinks. You will need to bring a potluck dish, chairs, plates, utensils, smiles and a Model A! (If yours is running.)

June 10th, Pacific Northwest Model A Picnic, Chehalis, Washington

I know some of you want to attend this. I need someone to organize this, as Jerry & I will be AWOL! Please contact Roger Green, at (503) 602-2668 or roger_o_green@yahoo.com.

June 21st-26th, Northwest Regional Meet, Coos Bay, Oregon

Our meeting place the OTOD parking lot on I-5 on Jantzen Beach, at 8:00 AM,

Wednesday, June 21st. Our return is planned for Monday, June 26th.

June 24th, Amalgamated Transit Union Picnic

Location Chinook A & B, Blue Lake Park, 20500 NE Marine Dr., Fairview, Oregon 97024.

Contact Sandra Guyot (360-907-3566) for more information.

July 4th Parade, Ridgefield, Washington

Details to follow but the basic plan will be to meet at the Green's, drop off picnic dishes, go do the parade & come back for a picnic.

July 8th, WAAAM Historic Columbia River Highway & Antique Car Tour

The tour begins and ends at the Western Antique Aeroplane and Automobile Museum (WAAAM), 1600 Air Museum Road, Hood River, OR 97031. It will proceed to the Senator Mark O. Hatfield West Trailhead, then along the Historic Columbia River Highway State Trail, through the Mosier Twin Tunnels, through the city of Mosier to Rowena Crest and return to WAAAM.

July ??th, Progressive Lunch

Details at a later date.



Ford Factory Photo of the Month



Workers inside Assembly Plant

Birthdays

5 Dickson Lee
11 Jerry Willis
15 Alicia Erickson
16 Roberta Emerick
22 Linda Foster
25 Ruby Knudsen
28 Don Knudsen
29 Bill Peden

Refreshments

May: Joyce Swartz & Carma Huset
June: Kathy Green & Linda Nielsen
July: Nancy Wooldridge & Bibbi Lee
August: Annual Club Picnic
September: MJ Peden & Linda Freimuth
October: Open
November: Roberta Emerick & Dianne Earnest
December: Holiday Potluck @ Lane's

Note: Periodically some materials printed in our newsletter may have been borrowed from other club newsletters. We thank other clubs for sharing their newsletters with the Volcano A's. Also, when sources are known they will be included.

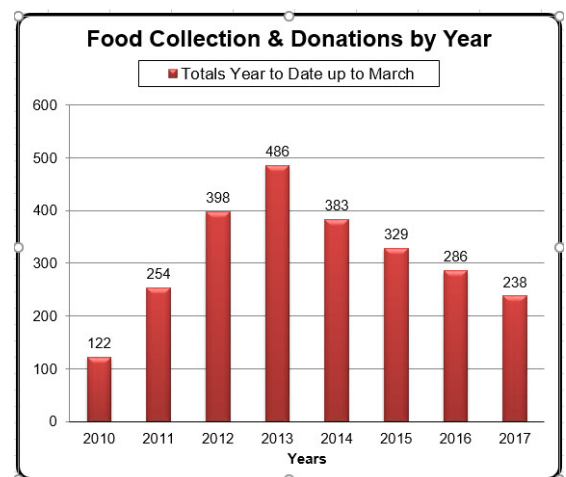
Twelfth Annual Celebration of the Pacific Northwest Model A Picnic

Saturday, June 10, 2017

In keep with the spirit and ambiance of the pre-war era and the post-war 1940s and 1950s that we are celebrating at this event, the cut-off year will be 1959 for cars allowed into the picnic/exhibition area. Cars from 1960 and later will be asked to park with the modern cars in the parking area west of the covered bridge.



Community Service



Ford Advertisement

THE SATURDAY EVENING POST

July 18, 1917

EDITOR SAYS

73,000 Miles is only a Start

50000 weeks ago we published an account of a Ford that had been driven 73,000 miles in less than a year by three mail carriers in Iowa.

The article created much comment and brought many letters telling of the unusual reliability, economy and long life of the Ford. Here is an interesting letter from the editor of a newspaper in Kansas.

"In one of your recent advertisements in weekly newspapers you tell of a Ford that has been driven 73,000 miles in less than a year.

"That's no mileage at all for a Ford. There


is a Ford in this community that was driven 120,000 miles before it was traded in.

"The car was bought in August, 1916, and driven until November, 1916, by its owner. He is a carrier of the Wichita Daily Eagle, making a route of 120 miles daily with a morning and evening paper. On Sunday, only one trip of 25 miles is made. About 30 miles of the route is over paved streets—the rest is on rough dirt and gravel streets through three small towns.

"Operating and up-keep costs were

exceptionally low. After the car was traded in for a new Ford I am informed that it was much used and is now about ready for its new owner."

Letters like this are indicative of the substantial worth of the Ford and the high quality built into every part. In every detail of construction it is made to endure—to serve you faithfully and well for many thousands of miles. The price is low because of large production and unusual Ford manufacturing facilities.



THE NEW FORD STANDARD SEDAN, larger, wider, more luxurious. See first car. Economical terms through Authorized Ford Dealers Plans of National Credit Company

Source: Ford Model A Advertising on Pinterest

Model A ERA Fashions
 1929-1930 Hats and More Hats



Source: Phillip Lenssen at vintageadbrowser.com

Technical Notes

How I Refuel My Model A

By Lynn Sondenaa

I will start with some information about gasoline. It is highly volatility which means it can vaporize easily. It is a class 1 flammable liquid which means it has a flash point below 100 degrees Fahrenheit. The gasoline vapors can ignite fast causing an explosion; therefore, the Federal Government has initiated the retail gasoline dispensing safety act. This act sets forth the rules for refueling a vehicle. I will only cover the most important rules. Do not re-enter your vehicle while refueling. Static electricity can be created causing the gasoline to ignite. It also states that metal objects can't be inserted next to the fuel nozzle. Metal on metal can conduct electricity or cause a spark igniting the gasoline. Now, you probably won't get caught using metal, but the down side is that if you cause the explosion you are held liable for the damages. Harley Davidson motorcycle dealers sell a nozzle boot fork that holds the vapor recovery boot away from the nozzle. It is made of nylon which is non-conductive and safe to use. Also, to note, is that gas cans must be filled on the ground so they are properly grounded.

When I refuel my A's I use a drip bib (photo 1) which my wife made using a scrap piece of Naugahyde upholstery and left over fender welting. Next I insert my gas tank extension (photo 2) into the Model A fuel tank. My extension is made of PVC schedule 40 pipe. It does not conduct electricity and it is light weight so if it is dropped onto the fender no damage is done. Metal gas tank extensions can be used on the fuel tank because the vehicle is grounded. The PVC fitting is a one-piece adaptor of 1 ½ inch pipe to threads. I also added an O ring for a tighter fit. The O ring is 3/16 inch thick x 1 ½ inch inside diameter. It is a tight fit on 28-29 Model A's and can be threaded into the 30-31 Model A's. The cost is about \$5 with the pieces available at most hardware and plumbing suppliers. This works good to hold the vapor recovery boot in place, and fill the tank full. I have been using this set up since 2004 with no problems!



Photo 1



Photo 2



Header from the MAFCA Website

MAFCA President's Page – Happy Begg

April 2017



April brings many of us to that special time of year when the snow has melted, or mostly melted, and the roads are dry. Perfect time to get out there and see where your favorite car will take you!

I've been quite busy over the past couple of weeks working with my husband, John, to bring a recently acquired 1930 Sport Coupe up to my safety standards for long distance and daily driving. I've also discovered a new meaning for dirty! It is our hope to have the car in shape about the beginning of May. I hope your projects are coming along well.

Have you given some thought to running for the MAFCA Board of Directors? If you have and think you would like to share your talents with MAFCA, give **Garth Shreading** a call to talk it over. His phone number is 409-753-2564 and his email address is membership@mafca.com. Garth has served our membership in a variety of Board positions and is in a great position to really give you the ins and outs of each office and answer questions you may have.

If you have a Model A related product to sell or a Model A business, contact **Donna Lewis**, MAFCA's Advertising Director, for your commercial advertising; her email is advertising@mafca.com and her phone number is 281-255-8885. What better way is there to get your message to 13,000 enthusiasts than through advertising in The Restorer and on our website?

The Bakersfield Chapter is receiving registrations for the 2017 National Tour in California. Although the route was changed due to a recent bridge wash out on the original route, they have chosen an alternate route through beautiful farmlands and vineyards for a short section of the tour. These roads are perfect for the Model A! San Simeon and Hearst Castle will still be the first stop along the Pacific Coast Highway. No matter the route, any National Tour is about our members getting together to drive their cars, together. If you have never joined in the fun of a National Tour, it is guaranteed that you will make new friends from all over the US and maybe some from outside the US and have a great time! For more information, please [click on this link](#).

Many of us are on the Internet using Facebook. MAFCA has a growing Group Page, MAFCA - Model A Ford Club of America. This is a really good place to share your photos and stories of your adventures. It is also a great place to get the word out about your local club's swap meets, tours, and meetings. Although anyone can view the page, you must have a Facebook page and request to be a member of the page to make a post. There is no charge to join in and see what other Model A enthusiasts are up to with their cars.

The Board of Directors is available to you for any issues, concerns or other comments. We would love to hear from you. Please feel free to contact me by email, president@mafca.com, or by phone (803-622-0048).

Information

The **Model A Ford Club of America, Inc. (MAFCA)** is a California non-profit corporation and a national historical society dedicated to the restoration and preservation of Model A Ford vehicles as manufactured from 1928 through 1931.

MAFCA's members are dedicated to the restoration, preservation, and enjoyment of Ford vehicles of that era. MAFCA is the largest club in the world dedicated to one make of automobile. Volcano A members are urged to join the Model A Ford Club of America, Inc. Visit the MAFCA website for a membership application. Dues are \$40 yearly and include a subscription to **The Restorer**.

Future MAFCA Events

Northern California Regional Group Roundup

2017 - May 16-20 - Lodi, California

Host: Hub Tour

Northwest Regional Group Meet

2017 - Jun 22-24, Coos Bay, Oregon

Host: Myrtlewood A's

MAFCA National Convention

2018 - June 24-29 - Reno-Sparks, Nevada

Host: Northern California Regional Group

MAFCA National Tour

2017 - September 24-29 - Pacific Coast Hwy

Host: Bakersfield Chapter




Reproduction Parts Making them Work!

by Ron Ehrenhofer

This month's "A" Tip is about a reproduction part that has caused us some installation difficulties. I usually brag about how much better the reproduction parts are getting but some tie rod end kits need a little more attention. The machine ball end on some kits is too thick. The dimension on the ball end should read about .250 and many ball ends read about .290. That .040 difference makes putting the drag link on, nearly impossible. This will also put unnecessary pressure on all of the ball sockets from increased spring pressure. Check dimensions before installing.

Ball Sockets below.




The other item in these kits that is completely in error is the stamped ball socket. The reproductions are round and the originals have two flats on opposite sides that allow grease to get to the ball socket area. The originals even had a groove stamped into them to better direct the grease to the socket area. This item can be modified in your shop to work properly but easily overlooked if not paying close attention.

Stamped Ball Sockets below.



Reprint from March-April 2017 Model A News



TINY TIPS

R

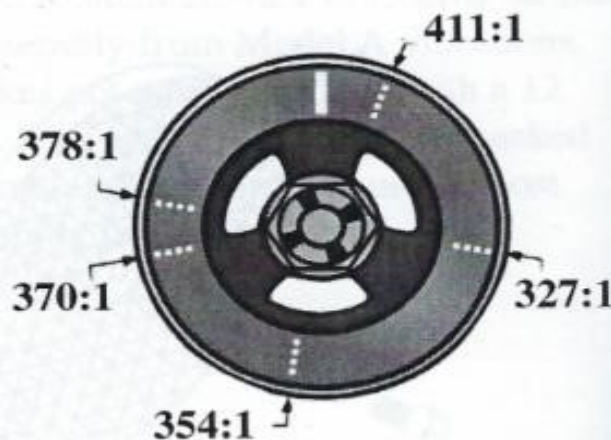
HOW TO DETERMINE YOUR REAR END RATIO

Here's one way to find out the ring and pinion ratio in your Model A. Park on a flat surface with several feet of clear space in front. Remove all four spark plugs. Put a chalk mark on a rear tire at 6 o'clock as shown. Mark the front of the crank pulley at 12 o'clock. With the help of a friend, and the transmission in high gear, push the vehicle forward and watch the mark on the crank pulley. Count the number of times the mark on the pulley reaches 12 o'clock and stop when the tire mark is at 6 o'clock again. Note the position of the mark on the crank pulley. The mark you made will be at approximately the area of your gear ratio as shown.



With 411:1, the crank pulley will have made 4 1/8 revolutions.


The crank pulley will have made three complete revolutions, then a little past 3/4 of a turn with a ratio of 3.78:1 (standard).



Submitted by Dan Ritt, Mt. Arab, Ohio

Illustrated by Dick Lewis, Lawrenceburg, Indiana

A Wide Variety of Racing Cars at the West Texas Fair at Abilene



Today we travel back in time to 1921 and the West Texas fair in Abilene, Texas, where auto races were run on a one-mile horse racing track. The great majority of the cars there are: Ford, Dodge, Essex and other lower-priced cars of the period converted into racing cars.

Two of the cars are specially built thoroughbred racing cars that may have traveled the county fair circuit across the country, and stopped at Abilene in the hope of easy pickings or were paid by the promoter to attend. The enlargeable photo above shows the number seven Miller in the pole position, and the car to its left may also be one Harry Miller's earlier creations?

The two cars on the end of the front row are Model "T" Ford-based racing cars, the one on the far-left appears to have been constructed using early Frontenac Ford racing parts or is one of the "Fronty" Ford cars offered by the Chevrolet Brothers.

Source: The Oldmotor.com



For Sale Items or Wanted

To place an "Ad" send your information to rrusunen@comcast.net, or call Bob Rusunen at 360-828-5317

These are the former Lynn Elevestrom's Model A Fords. For more information on these cars call Jerry Lane at 360-600-3158.



1929 Ford Model A Sedan Murray - \$15,000



1929 Model A Speedster - \$12,000



1930 Ford Model A Roadster - \$17,000

Support Our Club Suppliers

Benny Bennett
Holly Bennett



4219 St. Johns Rd NE • Vancouver, WA 98661 • (360) 993-0284
www.bennyspizzacafe.com

C'S AUTO MACHINE SHOP

- FLYWHEEL GRINDING
- RESURFACING
- BORING
- THERMAL CLEANING
- ROD REBUILDING
- BLOCK DECKING

- VALVE GRINDING
- ENGINE REBUILDING
- KNURLING
- PIN FITTING
- PRESS WORK
- ROTORS & DRUMS

JIM
574-4934

OPEN M-F, 8 am-6 pm
800 NE 86th Street
Vancouver, WA 98665

EDM
SPECIALISTS IN
REMOVING BROKEN TAPS,
DRILLS, STUDS & EASY-OUTS

We Save You Money www.CostLessAutoParts.net

Cost Less Auto Parts™

"NO EXCUSES, Get it done!"

Orchards
360-254-5710

Hazel Dell
360-695-4423

Kelso
360-353-5956

Amanda Uthe
RustyLugParts.com

Rusty Lugs Rod's & A's


Open: M-F 9am-5pm

Formerly:
Floyds Model A Parts

8021 NE 142nd Ave
Vancouver, WA 98682

p. 360-887-3346
rustylugparts@gmail.com


DATA SHEET 1930 SPORT COUPE 50-B (continued - Sheet 2)



1930-1931 SPORT COUPE (50-B) Trim scheme: Gray Check (adopted April 1930, dropped July 1931)
Seat (piped 10-10), bolsters, windbreak - Gray check cloth
Doors - Plain gray cloth
Lower quarters, top quarters, top sides, back, bows, top inside, side rails - Gray rock twist
Windlace, trim welt - Gray worsted cloth
Cowl - Two-tone gray dash grain cardboard

Windows

Windshield - 43 11/16" x 14" - no edges - pattern 463
Door - 25 1/16" x 15 3/16"
Back - 19 5/8" x 8 9/16" - no edges - 1 1/2" radius corners
*Pattern numbers from "National Auto Glass Specifications, 1928 - 1931"



Brown Check
50-B

DATA SHEET 1928 SPECIAL COUPE (49-A)



Introduced August 1928
Price \$550 (F.O.B. Detroit)

Dimensions

Width of doors	29 in.
Height of body	49 1/2 in.
Height of car from road	71 1/2 in.
Width of seat	42 1/2 in.
Width of body	67 in.
Length of body	93 3/8 in.
Length with bumpers	12 ft. 11 in.
Weight	2265 lbs.

Color Schemes 1928 Special Coupe (Same colors as 45-A)

Body, Upper & Lower	Belt & Quarter Panel	Reveals	Pinstripe
Niagara Blue, Light	Duchess Blue	Duchess Blue	French Gray
Arabian Sand, Dark	Cocoa Drab	French Gray	French Gray
Dawn Gray, Dark	Dawn Gray, Light	Dawn Gray, Light	Straw
Niagara Blue, Dark	Niagara Blue, Light	Duchess Blue	French Gray
Gunmetal Blue	Dawn Gray, Dark	Dawn Gray, Dark	French Gray

Interior Trim

1928 COUPE, Special (49-A) Trim scheme: Brown Hairline Stripe (adopted July 1928)

Seat (plain panel with lap seam), doors, quarters, back, seat back.
- Brown hairline stripe cloth, strip of broadface across top of door panel
Roof rail, w/s header, package tray - Plain brown cloth
Headlining - Brown napped cotton
Windlace, trim welt - Brown worsted cloth
Cowl - Two-tone brown pigskin or long short grain or duck grain cardboard
Window curtain - Brown cloth, with pull tab, no pattern (mercized cotton)
Window cord - Brown beaded cord

Windows

Windshield - 43 11/16" x 14" - no edges - pattern 463
Door - 25 1/16" x 15 3/16"
Quarter - 12" x 16" - no edges - pattern 2160
Back - 24" x 12" - no edges - pattern 2073
*Pattern numbers from "National Auto Glass Specifications, 1928 - 1931"

Volcano View Newsletter
Bob Rusunen, Editor/Webmaster
3720 NW 116th Street
Vancouver, WA 98685



Courtesy from MAFCA - "A" of the Day photos